

MANAGED PORTFOLIO SERVICE FACTSHEET - BALANCED CPI +4% PORTFOLIOS... FOR THOSE WHO BELIEVE

Q1 2025

INVESTMENT OBJECTIVE

The Balanced portfolio is designed to achieve a total return in excess of the Consumer Price Index plus 4% per annum, over a rolling 10 year basis net of fees. The strategy is globally diversified and contains multi asset investments with a mandate of c. 60% equities. The remainder of the portfolio will be a mix of fixed income, property, alternatives and cash.

There is no guarantee that the objective will be met or that a positive return will be delivered over any time period. Capital at risk.

ABOUT CHRISTIAN ETHICAL INVESTING

This portfolio contains carefully selected investment vehicles using our Christian Ethical criteria, which is fully underpinned by our seven Christian Pillars.

The pillars are linked to the United Nations Sustainable Development Goals (SDGs). Epworth supports the utilisation of the SDGs, but feel that without a robust theological underpinning, they risk being misused by corporations or organisations attempting to appear ethical.

INVESTMENT MANAGER COMMENTARY

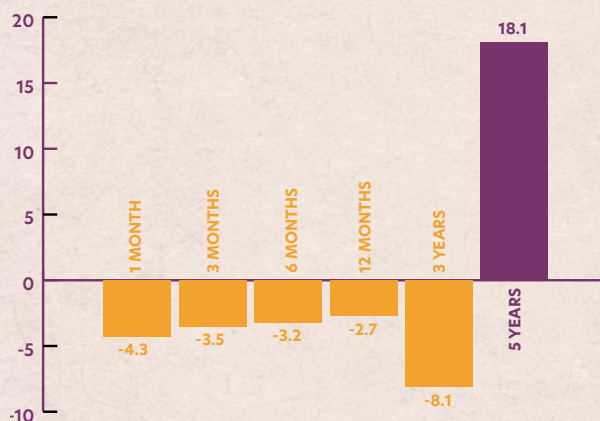
“Due to considerable volatility around US tariffs, we saw a choppy backdrop for investors this quarter. The equity pattern did see a change of equity leadership beyond the much publicised “Magnificent Seven” megacap stocks and more resilient performance was offered in non US oriented themes as the market rotated in a world of tariffs.

We are refraining from making major investment decisions based on short-term tariff-related news. The direction and effect of tariffs remain unpredictable and the uncertainty will challenge the global economy. Some sectors will struggle as businesses delay investment plans due to uncertainty. Other areas with more localised exposure are, on the face of it, less impacted.

In terms of positioning we have relative underweights to megacap stocks and relative overweights to defensive themes like water infrastructure, waste management and insurance. These areas are often seen as defensive due to the relative resilience of spending in these areas.


Over the long term, what matters is the importance of companies having robust business models and pricing power with flexible supply chains. We continue to see many of these in the sustainability space. In this uncertain backdrop, it is important not to overreact to news flow, and long term strategy matters more than ever.”

UNDERLYING CANACCORD GENUITY ESG MPS PERFORMANCE (%)

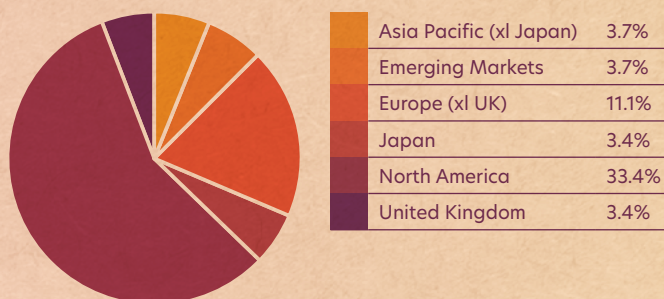


Source: Canaccord Genuity Wealth Management March 2025, Actual performance of ESG Risk Profile #5 Portfolio.

ASSET ALLOCATION



SPREAD OF GLOBAL EQUITY INVESTMENTS



FUND DETAILS

- Available through the Abrdn, AVIVA and Transact Platforms
- MPS Charge 0.40%

ABOUT CANNACORD GENUITY WM

Canaccord Genuity Wealth Management (CGWM) is an award-winning wealth manager and is part of the wider Canaccord Genuity group, a global investment business. Their approach to investing is complementary to Epworth's and as such they are able to run our Managed Portfolio Service (MPS) with us, and for us. This partnership allows the Christian Ethical approach to be managed in the most efficient and cost effective way.

ABOUT THE MANAGER

Patrick Thomas set up and is responsible for our range of environmental, social and governance (ESG) portfolios. Patrick chairs the ESG Committee. He also sits on the firm's Portfolio Construction Committee, Fund Selection Committee and Alternatives Committee.

He specialises in managing investment portfolios for intermediaries, trusts, charities and pension funds, specialising in discretionary mandates. Patrick is a chartered Wealth Manager and a Chartered Fellow of the CISI.



Patrick Thomas

Head of ESG Portfolio Management

✉ patrick.thomas@canaccord.com

☎ 020 7523 4988



TOP 10 HOLDINGS

THE TOP 10 HOLDINGS	WEIGHTING (%)
1 Brown Advisory Global Sustainable Total Return Bond Fund	8.2
2 Wellington Global Stewards Fund	7.2
3 Baillie Gifford Responsible Global Equity Income Fund	7.0
4 Xtrackers World Quality ESG ETF	6.9
5 L&G All Stocks Gilt Index Trust	6.1
6 Vontobel Fund TwentyFour Sustainable Short Term Bond	6.0
7 Baillie Gifford Positive Change	5.5
8 L&G Future World Climate Change Equity Fund	5.3
9 Candriam Eqs L Oncology	4.3
10 Regnan Sustainable Water & Waste	4.2

NEXT STEPS

Please go to our website or contact Simon Woolnough, for more details.



Simon Woolnough

Head of Business Development

✉ s.woolnough@epworthim.com

☎ 020 7496 3639



FUND AWARDS 2022

EPWORTH INVESTMENT MANAGEMENT
BEST CHARITY INVESTMENT FUND
MANAGEMENT FIRM - UK

This document is for professional advisers only and is not for onward distribution to private clients. It is for information purposes only and is not to be construed as a solicitation or an offer to purchase or sell investments or related financial instruments. This has no regard for the specific investment objectives, financial situation or needs of any specific investor. Investors should make their own investment decisions based upon their own financial objectives and financial resources and, if any doubt, should seek advice from an investment adviser. Investment involves risk. The value of investments and any income from them can go down as well as up and you may not get back the amount originally invested. Past performance is not a guide to future performance. Investors should note that actual portfolio returns may be different to the returns of the managed portfolio. Levels and bases for taxation may change. Epworth Investment Management Limited ("Epworth") is authorised and regulated by the Financial Conduct Authority (FCA Registered Number 175451). It is incorporated in England and Wales (Registered Number 3052894), with a registered office at Methodist Church House, 25 Tavistock Place, London, WC1H 9SF and is wholly owned by the Central Finance Board of the Methodist Church. The information contained herein is based on materials and sources that we believe to be reliable, however Epworth Investment Management makes no representation or warranty either expressed or implied, in relation to the accuracy, completeness or reliability of the information contained herein. All opinions and estimates included in this document are subject to change without notice and Epworth Investment Management is under no obligation to update the information contained herein.